

Kemble & Ewen Parish Plan

Results of Household Survey Conducted September 2006

Contents

Introduction 2

Summary 2

Full results:

- Notes 5
- A: Your household 6
- B: Community services and facilities 8
- C: Housing 15
- D: Environment 18
- E: Transport & access 23
- F: Village hall 30
- G: Sports & recreation 37
- H: Campaigning 40
- I: Comments 41
- J: Young people’s section 43
- Volunteering & skills survey 47

Introduction

As part of the parish plan process, all households in the parish of Kemble & Ewen were invited to complete a household survey to give their opinions and wishes for the future. Each household in the parish received a questionnaire to complete during September 2006. Of the 378 questionnaires delivered, 247 were completed, giving a response rate of 65%.

Summary

The summary focuses mainly, though not exclusively, on views given by at least 50% of the households which took part in the survey, or on the most common answers to the questions.

Community services and facilities

- 93% of the 247 households would use a parish recycling point for plastics, 92% for cardboard and 87% for aluminium. These figures represent increases of 33%, 56% and 54% respectively on the current recycling rates (using facilities outside the parish).
- 50% of households would use a café in the village. The most popular locations would be near the shop (22%) and in the village hall (20%). 68% would use a farm shop, 64% a bakery and 42% a delicatessen if these were combined with the café.
- 72% think Kemble Playgroup is very important as a community service and a further 12% that it is fairly important. 70% think it is important for the playgroup to be located near Kemble Primary School.

Housing

- When asked what types of housing they would support being built in the parish, 70% ticked at least one housing type, the most common being houses (44%), housing specifically for the elderly (44%) and Shared Ownership (39%). 26% ticked "No further development".
- 65% would support the development of affordable homes in the parish if it genuinely met local needs in perpetuity. 33 households (13%) indicated that they, or a member of their household, are in need of affordable housing.

Environment

- 85% would like to see Kemble Airfield remain as an aerodrome with its current uses. 73% said the noise level produced from the aircraft is "not an issue".

- Over 70% of households think the cleanliness/maintenance of the parish is good or average in respect of any given aspect (e.g. dog fouling or graffiti) or area (e.g. pavements or hedgerows).
- 61% would like more comprehensive tree planning around the parish, 51% would like a new wild area created, 39% would like an area for allotments and 35% would like the spread of street lighting reduced.

Transport and access

- Respondents were presented with a list of 13 possible actions to improve local traffic and transport links. They were asked to choose the top 5 for the parish plan to focus on, marking one as 1st choice, one as 2nd choice etc. Overall, the top 5 items selected as 1st choice were:
 1. Create a safe walking route between Kemble and Ewen (22%)
 2. Install flashing speed monitors on the A429 (22%)
 3. Reduce the speed limit on the A429 from 40mph to 30mph (17%)
 4. Reduce the speed limit through village centres from 30mph to 20mph (15%)
 5. Lobby for more frequent bus services on existing routes through Kemble & Ewen (10%)

(The figures refer to the percentage who selected these items as their first choice.)
- Respondents were then presented with a list of 7 possible actions in relation to car parking and traffic access and were asked to choose the top 3 areas for the parish plan to focus on. Overall, the top 3 items selected as 1st choice were:
 1. Improve car parking facilities for dropping off/collecting from Kemble School (43%)
 2. Set up Residents Only parking scheme in the streets around the Railway Station (19%)
 3. Install more signage to highlight weight limits on traffic through Ewen & Kemble (13%)
- When asked to tick one stretch of road where speed limits should be reduced (from a selection of four), the most common answer was the A429 through Kemble (32%).
- When asked to choose one speed reduction method (from a selection of six), the most common answer was reactive signage (47%).

Village hall

- 48% think the current village hall should be refurbished, improved and extended. 26% think a new hall should be built now, 4% think a new hall should be built in 5-10 years and 5% would like the hall to remain as it is at present.
- When asked to choose a location for a new village hall, 32% of households chose Location A and 20% Location B.
- 83% would use or attend at least one activity if available in the village hall. The top 3 were Rural Cinema (42%), keep fit (34%) and social gatherings and functions (30%).

Sports & recreation

- The most popular activities (apart from those connected with the village hall) would be theatre outings (48%), a walking/rambling club (35%) and tennis (28%).
- 62% think that, in general, users should pay for the use of facilities. 53% think that more sports facilities need to be provided locally, 40% think that more social activities are needed in the parish and 38% said that if there was more on locally they would get involved. 28% said the sports field is important to their household.
- Respondents were presented with a list of 7 potential actions in relation to leisure and tourism and were asked to choose the top 3 for the parish plan to focus on. Overall, the top 3 items selected as 1st choice were:
 1. Support the reopening of the Thames Canal, allowing for walking along the towpath and navigation by barge traffic (45%)
 2. Create more circular walking routes within the parish (28%)
 3. Install additional signage to places of interest e.g. Church, Source of Thames, Pubs (9%)

Campaigning

- Respondents were asked what they thought the most important issues were to campaign on, a) locally and b) nationally or internationally. Locally, the most important issue to respondents overall is traffic speed (17%). Nationally or internationally the most important are 'green' issues (also 17%).

Young people's section (age 8-17)

- 66 young people from 54 households completed the young people's section. They were presented with a list of 50 activities and were asked to select up to 10 that they would be interested in if available locally. The most common answers were:
 1. Access to a swimming pool in the parish (40 households)
 2. Youth Club (28)
 3. Trips to watersports (26)
 4. Access to subsidised horse riding in the parish (24)
 5. Tennis court (24)

Volunteering and skills survey

62 households (25% of 247) ticked at least one community project or activity with which they would be prepared to help. The most commonly ticked items were:

- | | |
|--|------------------------------|
| 1. Conservation projects (17 households) | 6. Organising trips (10) |
| 2. Helping keep the village tidy and free of litter (15) | 7. Fundraising (10) |
| 3. Walking/rambling club (13) | 8. Youth club (10) |
| 4. Organising events (11) | 9. Wildlife/nature club (10) |
| 5. Running a bar (10) | |

Notes

1. The 247 completed questionnaires represent the views of 247 households not 247 individuals. In this report, the term 'respondent' is used interchangeably with the word 'household'.
2. In most cases, the results of the household survey are shown as percentages of all 247 households which took part in the survey. For example, if 123 households gave a particular answer, this would be shown as 50%. (Where this is not the case it will be specified.)
3. If the percentages for any question appear to add to 99% or 101% rather than 100%, this is due to rounding. The unrounded figures would add to exactly 100%.
4. Where data is presented in tables, the most common answer will normally be shaded.
5. Comments made in response to questions H1 (issues to campaign on locally) and I1 (additional comments) are provided in the report under the relevant questions or sections. For example, comments on Kemble Airfield are shown under questions D1/D2.
6. The section and question headings used throughout the report correspond with the section and question headings used in the questionnaire.

Full results

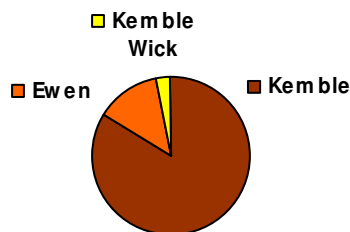
A: Your household

N.B. In Section A only, the percentages are based on the number of households who answered each individual question rather than all 247 households. The relevant percentages bases are shown in the table headings.

A1: In which village do you live?

84% of the households live in Kemble, 13% in Ewen and 3% in Kemble Wick.

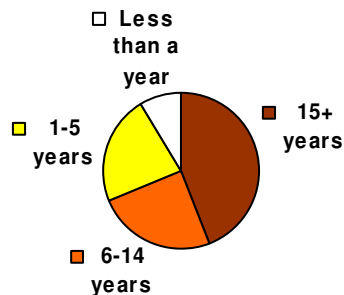
	% of 246 households
Kemble	84%
Ewen	13%
Kemble Wick	3%



A2: How long has your household lived in the parish?

44% have lived in the parish for at least 15 years; this was the most common answer.

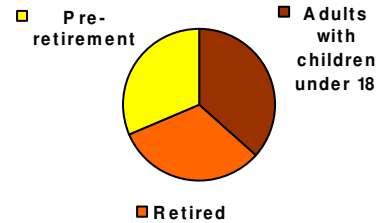
	% of 244 households
15+ years	44%
6-14 years	25%
1-5 years	23%
Less than a year	9%



A3: Please tick the group that best represents the make-up of your household.

There were similar proportions of households in each of the three categories, although the most common was “Adults with children under 18”.

	% of 244 households
Adult(s) with child(ren) under 18	37%
Adult-only household (pre-retirement)	32%
Retired adult(s)	32%

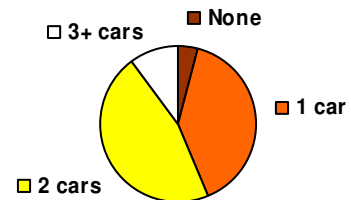


A4: How many cars does your household run?

56% of households run at least 2 cars, 40% run one and 4% (10 households) none.

6 of the households with no cars are composed of retired adults (see A3). 2 are adult-only households (pre-retirement) and 2 have children under 18.

	% of 245 households
0 cars	4%
1 cars	40%
2 cars	46%
3+ cars	10%



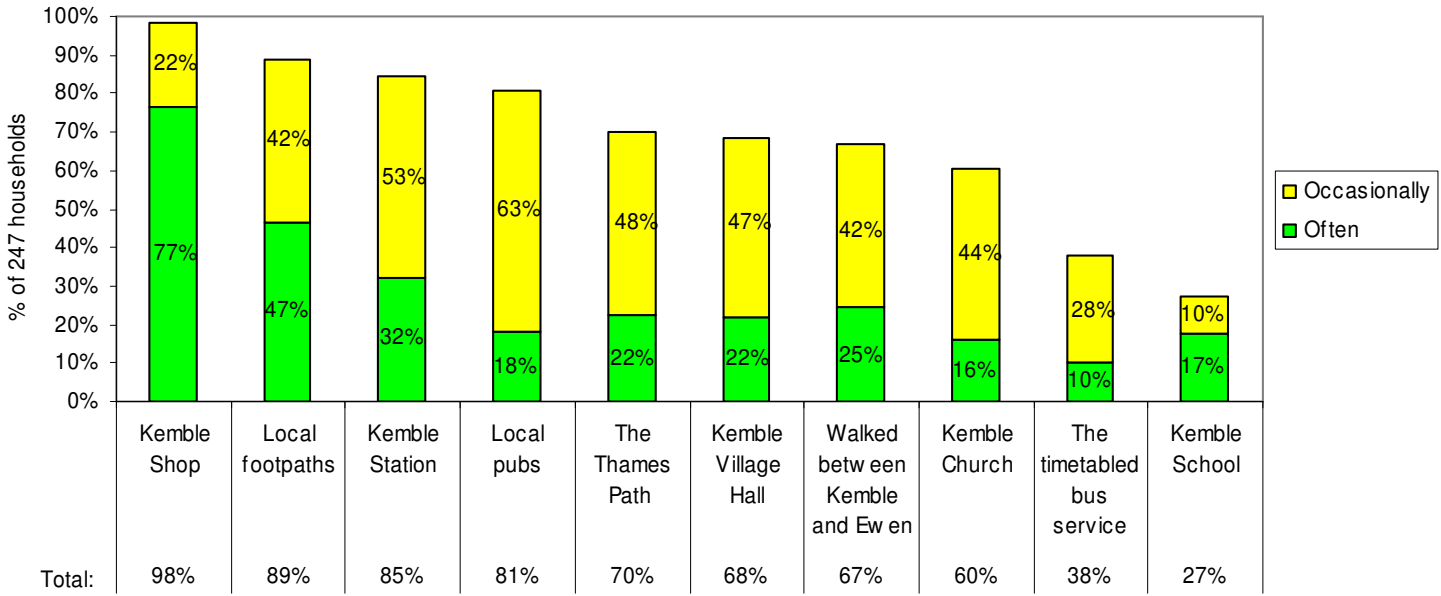
B: Community services and facilities

B1: How often do members of your household use these existing facilities?

The results are summarised in the chart below.

For example, 98% of the 247 households use Kemble Shop (see row labelled “Total”). The figure of 98% is made up of 77% who use the shop often and 22% who use it occasionally.

Comments on community services and facilities made in response to questions H1 or I 1 are provided below the chart.



Comments

Kemble Shop & Post Office

- Ensure the village post office and store stays open.
- Keeping the post office – without it, the shop itself would be at risk.
- Encourage shop to do bakery and organic local produce so that it becomes more viable to shop locally and avoid the Tescoalization of our society.

Local pubs

- Improve the local pub so people use it.
- Decent pub that is friendly and provides good facilities for family dining.
- A new public house with leisure room and two bars.

Kemble School

- Adequate school site and standard to support the parish's children
- Single form entry in school!

Other services:

Kemble Surgery

- Provision of a nurse at the surgery. Regular visits to provide services such as blood sampling, blood pressure monitoring etc.
- Ensure the long term survival of Kemble surgery.

Garage

- A local garage with fuel pumps.

Nursery/creche

- A children's nursery/creche facility in the village would be a great advantage to those of us with young children.

Gas supply

5 respondents requested a mains gas supply e.g.

- Lobby British Gas to bring gas to the village.

General comments

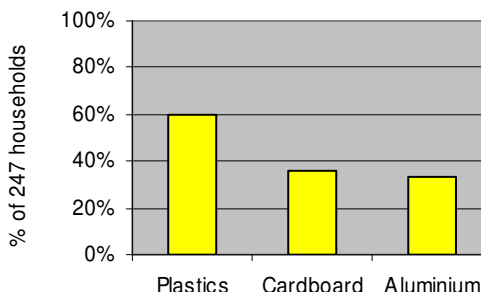
- Village has good facilities, should be protected and maintained (shop/hall/school/church/station).
- Maintain current level of amenities.
- Would be very wary of new shops in Kemble – we need to support Cam's existing businesses.

N.B. Comments on footpaths, public transport and the village hall are shown later in the report.

B2: Do you currently take these materials to a recycling point outside the parish?

60% of households take plastics to a recycling point outside the parish, 36% take cardboard and 33% take aluminium. (63% of households ticked at least one of the three options.)

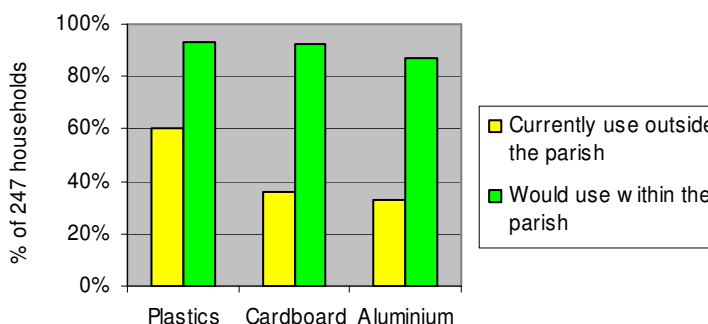
	% of 247 households
Plastics	60%
Cardboard	36%
Aluminium	33%



B3: Is there was a recycling point for these materials within the parish, would you use it?

94% of households would use a recycling point within the parish for at least one of the three items. 93% would use it for plastics (representing an increase of 33% on the current rate – see B2), 92% for cardboard (a 56% increase) and 87% for aluminium (a 54% increase).

	% of 247 households
Plastics	93%
Cardboard	92%
Aluminium	87%



Comments

Comments mainly related to doorstep recycling:

- Honestly – probably not. But if it was collected we would use recycle bins.
- Doorstep plastic recycling.
- Easy recycling of all materials via doorstep collection and composting of green waste by collection.
- Village could press CDC for more kerbside recycling, promote use of solar panels and actively discourage car use.
- Aluminium (can) recycling bank already in station car park and kerbside recycling. Recycling should be encouraged more around the parish especially Clayfurlong where very few black recycling boxes are seen!
- More very cheap waste collection for rubble, garden (non green) waste etc.

Café

“A number of residents have asked for a café or a place for children and young people to meet at out-of-school hours. We would like to understand better what type of café residents would like to see in the parish, who would use it and when.”

B4: If there was a café in the village, when and which age groups from your household would use it, and approximately how often? Please tick all that apply.

Overall

Looking at the overall results to question B4 shows that 50% of households would use the café.

Time of day/week

46% of households ticked one or more of the options relating to the time/day of the week they would use the café.

For example, 79 households would use the café at weekends – 35 of these 79 would use it at least once a week and 44 approximately once a month.

	Total	Once a week or more	Once a month
Weekends	79	35	44
Daytime during week	70	35	35
Early evenings	49	30	19

Age groups who would use café

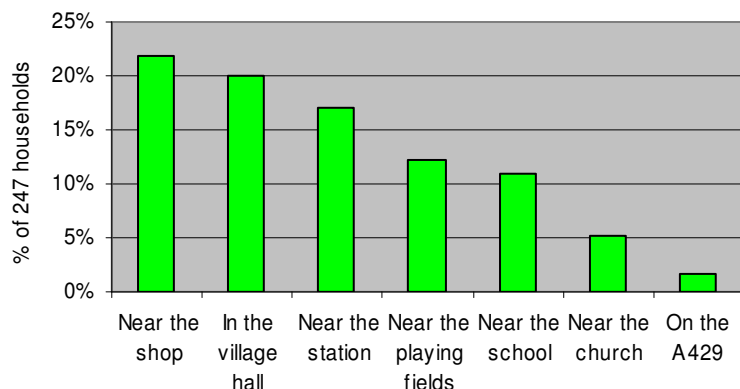
48% of households ticked one or more of the options relating to the age groups from their household who would use the café.

For example, 20 households contain 12-17 year olds who would use the café – 17 of these 20 would use it at least once a week and 3 approximately once a month.

	Total	Once a week or more	Once a month
0-4	18	8	10
5-11	33	21	12
12-17	20	17	3
18-60	77	37	40
Over 60	25	11	14

B5: Which area of the village would you like the café to be located in? Tick all that you would like.

51% of respondents expressed an opinion on where they would like the café to be located. The most popular option was “Near the shop” and the least popular was “On the A429”.



	% of 247 households
Near the shop	22%
In the village hall	20%
Near the station	17%
Near the playing fields	12%
Near the school	11%
Near the church	5%
On the A429	2%
<i>No opinion</i> [†]	43%
<i>No reply</i> [†]	6%

[†] ‘No opinion’ refers to respondents who ticked the option ‘No opinion’ in the questionnaire. ‘No reply’ refers to those who did not tick any of the options, including the option ‘No opinion’.

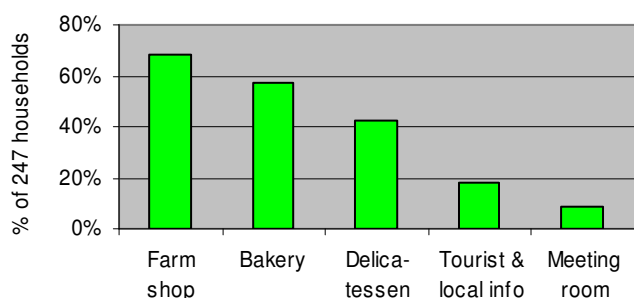
Comments

- Not enough information on why any particular location.
- We would welcome the idea of a village café but would not wish to see a new building for this, particularly if it was incongruous. Would it be possible to extend the successful café at the station which sells good quality coffee – use of covered area, station garden etc.? Alternatively some extension of The Tavern if it was able to provide quality refreshments for all ages.

B6: Please tick any service(s) from the list below that you would use, or that you think should be made available, if they were combined with the café.

Against each item, respondents were able to tick “I would use” and/or “Should be made available” or “Neither”.

75% of households would use at least one of the services listed in the question. For example, 68% of households (167) would use a farm shop.



Number of households who would use the services

	No. of households	% of 247 households
Farm shop	167	68%
Bakery	140	57%
Delicatessen	103	42%
Tourist and local information	44	18%
Meeting room	22	9%

B6 (ctd)

36% of households think a tourist and local information facility should be made available; this figure is made up of 2% who would not use it themselves and 34% who would.

Playgroup

“The Kemble & District Playgroup is open to all pre-school children in the local area aged from 2 years, 9 months to 5 years. It currently meets at the Village Hall four mornings a week from 9am to 11.45am.”

B7: In your view, how important is Kemble Playgroup as a Community Service?

72% of households think Kemble Playgroup is “Very important” as a community service and a further 12% think it is “Fairly important”.

	% of 247 households
Very important	72%
Fairly important	12%
Fairly unimportant	0%
Not at all important	1%
<i>No opinion / No reply</i>	15%

B8: Do you think it is important for the Playgroup to be located near Kemble Primary School?

70% of households think it is important for the playgroup to be located near Kemble Primary School.

	% of 247 households
Yes	70%
No	7%
<i>No opinion / No reply</i>	23%

B9: If you have pre-school aged children, please tick the sessions below that you would prefer to send your child to if Kemble Playgroup offered them.

28 households (11%) ticked one or more of the options in question B9. The answers are summarised below. The most common answer was “9am to 1pm”.

	Number of households
Longer morning sessions (9am to 1pm)	20
Morning sessions (9am to 11.45am)	11
Afternoon sessions to tie in with school finishing (12.45pm to 3.15pm)	11
All day sessions (8am to 6pm)	4
Longer afternoon sessions (1pm to 5pm)	3

Local businesses

B10: Do you currently work in or run a business from the Parish?

B11: If Yes, would you be interested in business breakfasts or other networking opportunities in the Parish?

50 households (20% of 247) indicated that they currently work in or run a business from the parish. 20 households (40% of the 50) said they would be interested in business breakfasts or other networking opportunities in the parish.

Comments

- Promotion of local businesses
- Cirencester business lot would not attend business breakfasts.

C: Housing

“The District Local Plan (DLP) has now been adopted and covers the period 2001-2011. In the DLP, Kemble and Ewen are listed as being: Special Landscape Areas (only six areas are listed in the Plan), Conservation Areas and Rural Settlements. In summary this places very stringent measures on any future development. Sections 10.3.1 and 10.3.2 of the DLP set out the development strategy but in summary it says where there is a need, ‘affordable housing will be encouraged... provided the development is within or adjoins the built-up-area’.”

“Affordable Housing is defined as being: 'housing for people whose income denies them the ability to buy or rent property on the open market'. Source GRCC.”

C1: Are you or any member of your household in the Parish in need of affordable housing?

33 households (13%) indicated that they, or another member of their household, are in need of affordable housing.

	% of 247 households
Yes	13%
No	85%
No reply	1%

C2: Would you support the development of affordable homes in the Parish if it genuinely met local needs in perpetuity?

65% would support the development of affordable homes in the parish if it genuinely met local needs in perpetuity

	% of 247 households
Yes	65%
No	18%
No opinion / No reply	17%

Comments

Homes for young people

5 respondents requested housing for young people, e.g.

- Affordable housing (private/public) to enable young people to stay in Kemble (if they so wish). We would like to see young people brought up in Kemble able to rent/buy homes in the village rather than having to move elsewhere. We would also like to see housing available for elderly people who are no longer able to maintain family homes.

Concerns

- Would need more information on type of housing, locations and how can be designated 'affordable' in perpetuity, as well as demonstration of need before considering supporting any additional development in Kemble.
- But only if services/appropriate infrastructure were increased.

C3: What type of housing would you support being built in the Parish? Tick all that apply.

70% of households ticked at least one of the property types listed in the question, 26% ticked "No further development" and 4% did not reply.

The results are shown below. The most common answers were "Houses" and "Housing specifically for the elderly".

	% of 247 households
Houses	44%
Housing specifically for the elderly	44%
Shared ownership	39%
Rented accommodation	32%
Flats	11%

Comments

Station Road development

There were 8 comments in relation to the Station Road development, e.g.

- We would not wish new houses to be developed en masse squashed into small sites as in the new Station Road development. A few houses at a time dotted about the village would be more in keeping. The Station Road development makes the village feel like some urban extension that could be anywhere in the country.
- I am appalled by the density and appearance of the new housing on Station Road which totally disregards existing residents' privacy/space etc. How were they allowed to build so high and so close?
- Having seen the kind of intense housing being developed at Station Road we certainly don't want any further development of this kind.

Little or no development

There were 9 comments requesting that there be either no development or limited development, e.g.

- Stopping too much development.
- As residents of Kemble, we are concerned that Kemble village could become "over-developed", and detract from the village charm and friendliness.

Other comments

- Strict/sympathetic planning permission.
- Locals should always be consulted with regard to actual details concerning new building projects and be notified of any later changes to original plans prior to building work commencing.
- Traffic and new buildings (they are linked!)
- Has there been a recent count of the houses? Is this parish now a sustainable area? So that some residents can have right to acquire.
- Improve council estates. Tougher rules: clean up or risk eviction. So that people who take care of their homes but have to live in the council estate can be proud when returning home.

D: Environment

“In respect of Kemble Airfield, the new DLP states in paragraph 12.3.5: “the framework also proposes that the majority of the airfield be safeguarded as an aerodrome”.

D1: Would you like to see Kemble Airfield remain as an aerodrome with its current uses?

85% of households would like to see Kemble Airfield remain as an aerodrome with its current uses.

	% of 247 households
Yes	85%
No	8%
No opinion	6%

D2: How do you feel about the noise level produced from the aircraft?

73% of households said the noise level produced from the aircraft is not an issue. 25% of households are unhappy with the noise level.

	No. of households	% of 247 households
Very unhappy	16	6%
Fairly unhappy	47	19%
Not an issue	181	73%
<i>No reply</i>	3	1%

Comments

In favour of the airfield

- Hooray that we have an airport in Kemble.
- Promote further commercial and aviation use of airfield.
- For Kemble airfield to remain an airfield without any interference from people moving into the village. If they don't like planes they should not buy. The airfield is an integral part of our village.
- Kemble airfield as an airfield.
- To keep the airfield as a growing business park and to prevent the Cotswold District Council and Wilts Council from turning into a giant housing estate!!!

Mixed views on airfield

- Airfield: tighter restrictions on use. Special events OK. Low flying at other times bad.

No expansion of airfield

- We oppose any further expansion of Kemble airfield.
- No increase in use of, of type of aircraft at, aerodrome.
- Kemble Airfield – we have already reached the maximum in terms of traffic and noise. Don't want any further expansion.
- Keeping airfield at current useage, i.e. not allowing to increase traffic/size of aircraft (pollution and noise).
- Avoid increasing activities, planes, racing cars etc.
- Reasonably happy for Kemble Airfield to carry on as at present. Do have reservations on 'airport' status and what implications this might have in future years as regards frequency of use by certain larger aircraft, possible increase in size of site itself and noise levels.
- Concern that Kemble airfield does not become more active as an airport.

Noise

- Noise from extraneous activities at Kemble airfield and ineffective noise abatement procedures.
- Noise from aircraft overflying houses.
- Radical increase in noise generated from airfield, influenced by changes in use e.g. FI testing, OGRI.
- We object strongly to jet fighter aircraft carrying out repeated low level passes over Kemble at high power. The noise level at such times borders on the intolerable and the impact of noise and pollution to our local environment is unacceptable.

Other

- Aircraft circling overhead. Small aircraft flying low.
- Control of low flying jets in and out of airfield.
- Considerate and responsible use of the airfield.
- Loaded question! [ticked fairly unhappy]

D3: What is your opinion on the general cleanliness and maintenance of the Parish in respect of the following?

Over 70% of households think the cleanliness/maintenance of the parish is good or average in respect of any particular issue (e.g. dog fouling) or area (e.g. pavements).

Cleanliness/maintenance of parish in respect of ...

	Good or average	Good	Average	Poor	No opinion / No reply
Roads	88%	39%	49%	11%	2%
Hedgerows	83%	34%	49%	9%	8%
Graffiti	83%	53%	30%	5%	13%
Pavements	79%	33%	46%	19%	2%
Vandalism	72%	35%	38%	12%	16%
Dog fouling	71%	28%	43%	19%	11%

Comments

Dog fouling

- Dog fouling, particularly around Kemble. It is appalling.
- Unfortunately when walking around the village it is necessary to constantly watch when you're putting your feet. However how you get the irresponsible and unpleasant dog owners to clear up after themselves I don't know!
- Road to railway (Tavern Road).

Pavements/hedgerows

- Why does the county council highways dept spend £1000s constructing new footpaths (e.g. at the lower bend on Kemble/Ewen Road) then make no arrangements to keep it clear? Children in pushchairs have nettles and brambles at eye level.
- State of pavements.

Vandalism, graffiti etc.

- Graffiti and vandalism – poor – this is in reference to the station. We are so fortunate to have such a lovely station that it is always disappointing to see the products of presumably bored youths. However as the provision of activities for youngsters continue to improve perhaps the damage will decrease accordingly.
- Reduce the amount of older teenagers abusing the facilities in the playground area.
- Occasional outbreaks of vandalism in Play Area and school grounds.
- Reduce vandalism/bad behaviour.

Roads

6 comments e.g.

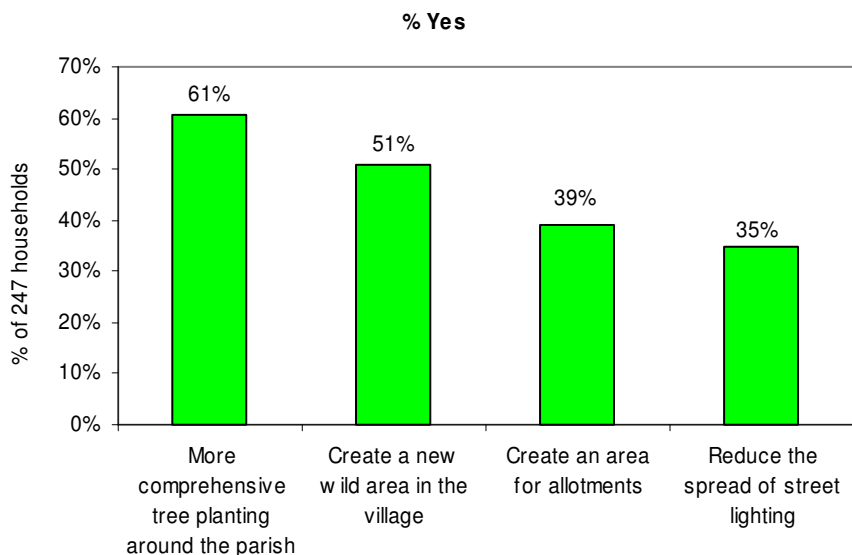
- Better road surfaces.

Other

- Reducing fly tipping.
- To keep Kemble and Ewen tidy. To prevent littering and fly tipping.
- Undergrounding of overhead service cables.
- Apathy – when the need for volunteers to look after gardens at Kemble Station was wanted no-one locally was interested!! Many agreed that it should be supported and kept up to good standard – where would Kemble be without the station???

D4: Now that the Station Road site is being developed for housing, would you like to see efforts made to:

The most popular improvement would be more comprehensive tree planning around the parish, with 61% of households in favour and only 6% against.



	Yes	No	No opinion / No reply
More comprehensive tree planting around the parish	61%	6%	34%
Create a new wild area in the village	51%	11%	38%
Create an area for allotments	39%	12%	49%
Reduce the spread of street lighting	35%	23%	43%

Comments

Tree planting

- Trees were planted on Kemble Wick Road about 20 years ago. The farm cut most down.

Wild area

- I would like to see wilderness areas created for wildlife.
- Creating nature reserves.

Allotments

- Allotments within the parish would be a great benefit and would provide a community spirit of its own. We currently travel to Cirencester to tend to our allotment so would welcome the chance to have one closer to home.
- I would like to see allotments available in Kemble. Saddened to see the choice re the creating of allotments, when as I understand from lifelong Kemble residents, the former allotments site has been allowed to be used for building houses!
- Station Road housing. New wild area. Allotments. Perhaps these could be placed in the area presently remaining behind the new housing i.e. the old allotment area.

Street lighting: no more

- Street lighting. Any new housing, including the new Station Road development, should be built without any additional street lighting. People should understand the difference between living in a village in the countryside and a town and make their choice. We shouldn't be requiring more energy for lighting or ruining our beautiful night skies. People can always add their own security lights that come on only when needed for a limited time.

Street lighting: more

- Extra lighting needed along school road. It's very dark when walking home from the village hall. It puts people off attending things in the village hall, especially the elderly.
- Need more lighting on the station bridge (between Station and Station Road).

E: Transport and access

E1: There are many ways in which local transport links might be improved. From the list below, please choose the TOP FIVE areas for the Parish Plan to focus on. (Please tick only one item in each column and only five in total.)

Summary

The results for question E1 show that the top 4 areas to focus on overall are:

1. Create a safe walking route between Kemble and Ewen
2. Install flashing speed monitors on the A429 (as exist in Crudwell/Tetbury)
3. Reduce the speed limit on the A429 from 40mph to 30mph
4. Reduce the speed limit through village centres from 30mph to 20mph

Depending on how the data is analysed, the item in fifth place is either:

5. Lobby for more frequent bus services on existing routes through Kemble & Ewen
- or
5. Create safe cycle tracks around the Parish

Further details

98% of respondents answered question E1, with most answering as per the instructions i.e. ticking one item from each column (1st choice – 5th choice).

The data is shown below in three ways – see over page for explanation. In each case the top 5 answers are shaded.

	% of 247 households		
	1st choice	Any choice	Any choice: weighted
Create a safe walking route between Kemble and Ewen	22%	66%	32%
Install flashing speed monitors on the A429 (as exist in Crudwell/Tetbury)	22%	61%	31%
Reduce the speed limit on the A429 from 40mph to 30mph	17%	47%	23%
Reduce the speed limit through village centres from 30mph to 20mph	15%	40%	21%
Lobby for more frequent bus services on existing routes through Kemble & Ewen	10%	37%	15%
Create safe cycle tracks around the Parish	9%	55%	16%
Reduce the speed limit between villages from 50mph to 40mph	9%	38%	15%
Improve the existing traffic lights/crossing on the A429 in Kemble	5%	18%	7%
Install traffic calming measures at Parkers Bridge on the Kemble-Ewen road	5%	20%	8%
Create a safer path along the A429 (next to West Hay Grove)	4%	27%	7%
Set up a community minibus shared with other local parishes	4%	24%	8%
Re-install fixed speed camera on the A433 near Tarlton crossroads	4%	15%	5%
Set up a 'Dial a ride' scheme	4%	23%	6%

Notes on table

- The first column “1st choice” shows the percentage of respondents who ticked this item as their first choice:
e.g. 22% of the 247 respondents ticked “Create a safe walking route ...” as their first choice.
- The second column “Any choice” shows the percentage of respondents who ticked the item as any of their choices, i.e. 1st, 2nd, 3rd, 4th or 5th.
e.g. Altogether, 66% of the 247 respondents ticked “Create a safe walking route...”
- The third column uses weighting to take into account whether the item was ticked as 1st, 2nd, 3rd, 4th or 5th choice to produce a weighted total. The weighted totals were calculated as follows:
 $(1 \times 1^{\text{st}} \text{ choice}) + (4/5 \times 2^{\text{nd}} \text{ choice}) + (3/5 \times 3^{\text{rd}} \text{ choice}) + (2/5 \times 4^{\text{th}} \text{ choice}) + (1/5 \times 5^{\text{th}} \text{ choice})$
This means that, for example, a 1st choice answer is counted as five times more important than a 5th choice answer.

Comments

There were 48 comments on traffic speed, 9 on road safety, 2 on traffic noise, 2 on junctions, 1 on traffic pollution and 1 on traffic priorities.

There were also 7 comments on public transport, 5 on paths for pedestrians, 3 on cycle routes and 1 on bridlepaths.

A selection of the comments is provided below.

Bus

- An improvement in the bus service between Kemble and Cirencester (note the recent loss of the 55 route to Moreton-in-Marsh).
- The bus service should be reduced – they are almost unused and the money could be spent better elsewhere.

Minibus

- We'd like to see a bus or minibus service to take people to and from Cirencester for a night out – leaving Kemble around 7pm and picking up from Cirencester around 11.15pm

Train

- The train service will improve this December (2006). Maintain pressure on train operators for further improvements.
- The train would be invaluable if it would reduce its fares.

Paths for pedestrians

- No path from Ewen village to Wild Duck for walkers and locals – needed desperately as very unsafe.
- i) Create a safe path, where at present none exists. Windmill Road to/from Up Side Kemble Railway

Station, cutting back vegetation en route. ii) Create a safe path alongside the A429 to/from Clayfurlong Farm and Thames Pathway, cutting back vegetation en route.

Cycle routes

- Proper cycle route to Cirencester avoiding roads.

Bridlepaths

- More safe bridleways – off roads.

Traffic pollution

- Car sharing to lessen pollution.

Traffic noise

- Reduction of road noise on A429 through the village, either through reduction of speed or lorries.
- Transport noise, especially from the ever increasing volume of HGV on A429, as well as minor roads.

Traffic volume

- Reduction of traffic on A429.
- Traffic through the village, in particular outside Kemble Station.

Traffic priorities

- Make West Lane one-way only in a northerly direction from School Road to Limes Road and make School Road priority road at the intersection of West Lane.

Junctions

- Better junction at A429/A433.
- Roundabout at junction A429 and A433.

Road safety

- To continue the Parish Council's campaign to keep/make the roads safe for the inhabitants of this great village. We appreciate the efforts on our behalf.
- Road safety outside school.
- Could we please have a space (no parking) at least the length of a car either side of the exit from the piece into School Road. It is a nightmare trying to get out mornings and afternoons. "There is an accident waiting to happen there." At time some cars are left close to the exit most of the day.
- Speeding cars Ewen/Kemble and dangerous bend on approach to main road from Kemble to Cirencester, while queuing to get on to main road. Danger of rear collision

Traffic speed

(N.B. Most of the comments on speeding were of a general nature, e.g. "Reduce traffic speeds", or repeated the actions mentioned in question E1, E3 or E4.)

- Traffic speed through village and volume of heavy traffic. Bypass possibilities?
- Can anything be done to stop speeding vehicles using Peasons Lane, Ewen as a rat run? The drivers certainly do not respect the safety of other frequent users of the lane, i.e. walkers, joggers, cyclists.
- Enforce existing speed limits but do not introduce more 30mph limits without managing the consequence that people become free to park in the road without lights.
- I object to any alterations to the present speed restrictions laid down at the crossroads at Kemble. I have not personally heard of any accidents to date as very few children walk to school – the majority arrive by bus or car. I would suggest to prove this point a count of how many children walk to school crossing the road at Kemble each day (morning and afternoon).

E2: There are areas within the Parish where car parking and traffic access cause concern. From the list below, please tick the TOP THREE areas for the Parish Plan to focus on. (Please tick only one item in each column and only three in total.)

Summary

The results for question E2 show that the top 3 areas to focus on overall are:

1. Improve car parking facilities for dropping off/collecting from Kemble School *
2. Set up a Residents Only parking scheme in the streets around the Railway Station
3. Install more signage to highlight weight limits on traffic through Ewen & Kemble

(* The first item scored far more highly than the second and third items.)

Further details

96% of respondents answered question E2, with most answering as per the instructions i.e. ticking one item from each column (1st choice – 3rd choice).

As in E1, the data is shown in three ways. In each case the top 3 answers are shaded.

	% of 247 households		
	1st choice	Any choice	Any choice: weighted
Improve car parking facilities for dropping off/collecting from Kemble School	43%	71%	59%
Set up Residents Only parking scheme in the streets around the Railway Station	19%	38%	29%
Install more signage to highlight weight limits on traffic through Ewen & Kemble	13%	42%	27%
Use yellow lines to ban parking in the streets around the Railway Station	10%	24%	16%
Designate more Quiet Lanes in the Parish (20mph limit plus relevant road signs)	9%	36%	21%
Have time-limited daytime parking in the streets around the Railway Station	9%	26%	18%
Provide more passing-places on narrow highways	6%	36%	20%

Notes on table

See E1 notes. The only difference for E2 is that the weighing is now calculated as follows:

$$(1 \times 1^{\text{st}} \text{ choice}) + (2/3 \times 2^{\text{nd}} \text{ choice}) + (1/3 \times 3^{\text{rd}} \text{ choice})$$

Comments

1. Parking

There were 21 comments about parking. Of these, 13 mentioned that station, 5 mentioned Kemble School and 3 were general comments (e.g. "Restrict parking"). A sample of the comments is provided below:

Station / Station Road

- To restrict parking by non-residents in roads/streets around the station – there is adequate economically viable parking at the station which should be used by all travellers on the train.
- Parking in Station Road is a major issue. The lack of parking spaces in the new development is a major issue. This together with visitors to the station i.e. railway users will cause huge problems in this area.
- Street parking by people using the station. The car parks need to be extended as they are generally full by mid morning.
- Windmill Road has an issue on cars being left for days on end with commuters using the train. As you are aware the play area is at the top end of Windmill Road so there are children crossing the road. These cars make it dangerous for both parent and child. So there needs to be some control over the level of parking along this road.
- Regarding parking in roads around Kemble Railway Station – until parking charges were regrettably introduced some years ago there was no problem. There would be no problem now if passengers who already have to pay huge sums of money for season tickets were not expected to pay an additional sum of approximately £460 per annum (based on 46 weeks @ £10 per week) to park their vehicles at a RURAL station car park, provided for the use of rail passengers. The parish, Costwold District Council and possibly our local MP should be vigorously persuading First Great Western to review their policy on parking fees at rural stations and to drop charges here at Kemble altogether.

School / School Road

- Provide car parking for school staff and for parents to drop off their children without being a danger to others using school road.
- Double yellow lines should be painted at mini crossroad West Lane to School Road. Residents of cottages in School Road park so close to junction that it is impossible to see past them when turning into School Road without crossing to wrong side of road. This results in emergency stopping situation especially during Kemble rush hour (school drop off and pick up time). The state of the roads in that area are bad and a metal cover protruding in a dangerous manner. There is no need to install speed bumps or rumble strips due to the washboard surface of the roads.
- If the village hall is to be refurbished it seems to me that there needs to be a central village car park which could serve the village hall, the school and the surgery. Land adjacent to the school seems the obvious location.

2. Weight limits

There were 7 comments about weight limits/heavy vehicles, e.g.

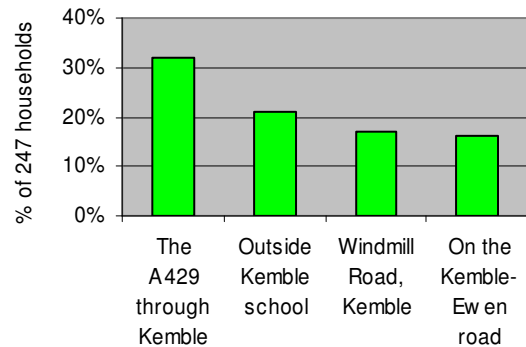
- There are too many lorries thundering through the village in the early hours of the morning.
- Traffic (heavy lorries) on A429.
- I would like a big sign to say "No lorries & heavy vehicles" down Washpool Lane.
- The authorities should be encouraged to enforce the legal weight limits on vehicles e.g. by prosecutions.

E3: If you could choose ONE stretch of road where you think speed limits should be reduced, where would that be? Tick ONE answer.

84% ticked one of the listed stretches of road (as per the instructions) and 1% ticked two or more stretches. 12% of respondents do not think the speed limits should be reduced anywhere and 4% did not reply.

The most common answer was “The A429 through Kemble”.

	% of 247 households
The A429 through Kemble	32%
Outside Kemble school	21%
Windmill Road, Kemble	17%
On the Kemble-Ewen road	16%
<i>I don't think any should be changed</i>	12%
<i>No reply</i>	4%



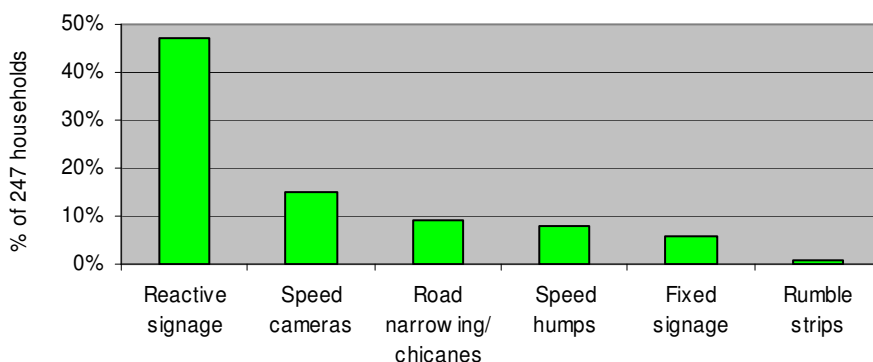
Comments

- Past Kemble Wick.
- Urgent need for speed restrictions at Shooters Hill.
- Reduce the speed limit on the Ewen to Siddington road – cars drive far too quickly for the road width.
- Would prefer the extent of Kemble boundary and therefore the 30mph limit to be extended to Parkers Bridge or to Thames path crossing.

E4: If you chose a stretch of road in E3, what method would you favour for achieving the reduced speed at your choice of location? Tick ONE answer.

85% ticked one method as per the instructions and 1% ticked two.

By far the most common answer was “Reactive signage”.



	% of 247 households
Reactive signage (signs which flash 'slow down' to drivers exceeding the limit)	47%
Install speed cameras	15%
Install road narrowing/chicane arrangements	9%
Install speed humps on the road	8%
Fixed signage (normal speed lollipop signs)	6%
Install rumble strips on the road	1%
<i>No reply</i>	14%

Comments

- Rumble strips
- Repeater lights at the edge of village to warn of the main traffic lights. Even better, the use of lights that go to red if the speed limit is exceeded as used in Spain/Portugal.
- Chicane on Parkers Bridge would require a 30mph limit (never seen a chicane in an area of mph>30), therefore this is asking for 2 items which means you could bargain and end up with one.
- Traffic calming essential in Ewen! Bend near Wild Duck and at end of village by reduce speed signs. Very dangerous.
- The escalation of traffic calming measures and the proliferation of road signs is already being acknowledged by the powers that be as the scourge of the 21st century. Not appropriate, thank you, for a lovely rural area.

F: Village hall

“There has been much discussion about whether or not the Parish needs a new Village Hall, and if so where it should be located.

In order to decide whether we need a new village hall it would help us greatly to understand what the Parish would like to use a Village Hall for, and when, so that we can adapt the current Hall or build a new Hall as appropriate.

So, what should we do?

Depending on what you would like to use the Hall for, we could either:

Refurbish, improve and extend the current Village Hall

(this would include updating the toilet facilities and adding a small side room - approximate cost for all these works £50,000)

or

Build a new purpose built facility on a different site

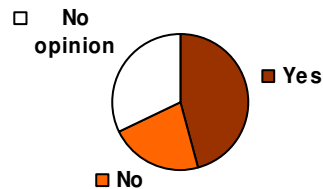
(partly funded by the proceeds of selling the current Village Hall and partly funded by fundraising and grants – cost £250,000+).

We would like your initial views as to your preferred course of action.”

F1: Does Kemble Village Hall currently meet the needs of your household?

45% of households said the village hall currently meets their needs, 22% of households said it does not and 32% did not express an opinion.

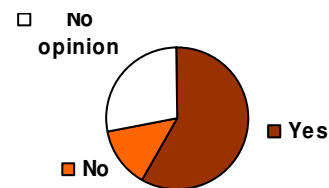
	% of 247 households
Yes	45%
No	22%
No opinion / No reply	32%



F2: Could Kemble Village Hall meet your needs in the next 10 years if refurbished/improved (as mentioned above)?

58% said the village hall could meet their needs if refurbished or improved. This represents an increase of 13% compared with the present situation.

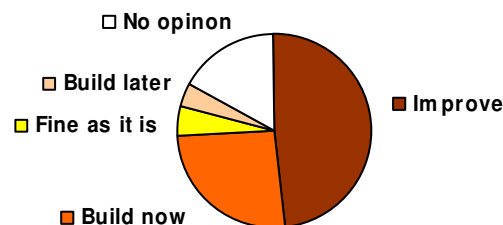
	% of 247 households
Yes	58%
No	14%
No opinion / No reply	28%



F3: Do you think we should build a new village hall? Please tick the statement you most agree with.

83% of respondents expressed an opinion on the future of the village hall. The most common answer was that the current hall should be improved.

(N.B. None of the respondents ticked more than one option.)



	% of 247 households
We should refurbish, improve and extend the current village hall	48%
We should build a new village hall now	26%
The village hall is fine as it is and does not need to be improved	5%
We should build a new village hall in 5-10 years	4%
No opinion / No reply	17%

Comments

In favour of new hall

- The village hall is currently a maintenance burden – this is unlikely to improve, and can probably only be addressed economically by replacement with a new hall. The village hall needs to be sustainable/supportable.
- The building of a new village hall which includes sports facilities and changing rooms and toilets.
- This is perhaps the third village plan questionnaire that I have filled out – the questions are the same (more or less) and I suspect you'll get the same replies. The main issue always seems to be the village hall. We cannot afford to keep putting money into surveys and then do nothing about it – apathy will set in and then on-one will believe in any action being taken. I would love to see a new village hall, with proper catering facilities, better toilets, meeting rooms, a proper stage area (a mistake to remove the old stage in village hall) and comfortable seating and decorations. However, the current hall, if kept on, could be properly renovated with new facilities, furnishing and fittings – what is the objection to using the car parking area at the back of the hall for improvement? Its access is difficult and inappropriate for current users. One wonders why neighbouring villages, smaller than Kemble (so presumably with less income) can have beautiful village halls with lots of facilities. How can they afford to do what Kemble can't seem to organise? We have been talking about this subject for many years – will it eventually be side-lined again or will something get done this time?

Against new hall

- If would be a betrayal to see the village hall to fund a new one. It's not used now, why a new one?

- The village hall improvement will cost only a portion of the cost and it's in the right place for the school and anything else. Anywhere else it will be vandalised for sure unless someone is there night and day and what an expense.

Improvements required to existing hall

- If the provision of a new village hall is not agreed and we continue to use the existing hall, I would like to see a smaller meeting room being added to it or provided elsewhere.
- The village hall needs to be larger (visit Oaksey and you will get the picture). The group with whom I attend are pushed for space.

Cost considerations

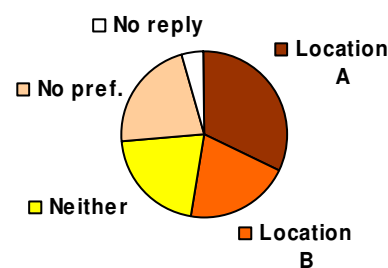
- Reference has been made to "buying the land would be affordable to the parish". If this entails additional council tax payments to repay loan for all/part cost of site, or to subsidise running costs of new or refurbished hall, the amounts involved should be put to householders for consideration before any commitment to expenditure is made.
- Do estimated costs include site purchase? These should be identified and published.

“We have identified two possible locations for a new Village Hall. To help we have enclosed a map with the locations marked on, together with some information for each of the locations.”

F4: If we need to build a new Village Hall to meet the needs of the Parish, which of the locations A or B would you prefer?

Location A would be the most popular.

	% of 247 households
Location A	32%
Location B	20%
Neither of the above *	21%
No preference	22%
No reply	4%



* N.B. 75% of those who ticked "Neither of the above" had ticked the refurbishment option in question F3, and a further 6% had ticked the option "The village hall is fine ...". In other words, it may be that it is not the proposed locations they do not like but the idea of building a new hall in the first place.

Comments

- Neither of the suggested sites is suitable for a new village hall. Improve and extend the present hall.
- I think an excellent place for a new village hall would be the new Kemble Farm offices. (Lots of parking, good access from Old Vicarage Lane and West Lane and also close to the church.)
- Is it not possible to excavate behind existing village hall to create larger footprint and then rebuild on

existing site? – parking would be a problem although station car park could be used for evening functions.

- We would strongly object to the building of a new village hall behind the Station Road development. If it was felt necessary to build a new hall the playing field is the only viable alternative as it would be accessible and visible. Being on the playing field would give far more flexibility in the type of events that could be held. The playing field location would require access from Clayfurlong Grove as traffic could approach from two directions. Access from Windmill Road would be very difficult at the top of the incline there. Clayfurlong Grove may then require a reduction in speed limit due to the bends and the increased traffic.
- We would be greatly disappointed if the playing field had anything built on it, including a new village hall. We have a young child who greatly enjoys playing there with friends and family. We feel it would be an unnecessary eyesore on a beautiful play area.

F5: Please tick all the items in the list below that you or members of your household would like to actually use or attend if they were available in a Village Hall (some, of course, are already available). Please also indicate whether this would be daytime, evening or both and your age group by ticking the appropriate boxes. (Leave blank if you would not use or attend.)

83% of respondents ticked at least one item in question F5. The maximum for any individual activity was 42% (Rural Cinema) and the minimum 3% (Dressmaking). The top 5 items are:

1. Rural Cinema (42%)
2. Keep fit (34%)
3. Social gatherings and functions (30%)
4. Plays/pantomime/drama to watch (28%)
5. Café/snack area (28%)

The full results are provided in Tables A, B and C overleaf. Table A is in numerical order and Table B in alphabetical order. Table C shows a detailed breakdown by age group and time of day.

Table A: numerical order

	No. of households	% of 247 households
Rural Cinema (showing films in the Hall)	104	42%
Keep fit	83	34%
Social gatherings and functions	73	30%
Plays/pantomime/drama (to watch)	70	28%
Cafe/snack area	68	28%
Yoga	62	25%
Sales (e.g. table top, jumble)	55	22%
Children's parties	52	21%
Art/drawing club	51	21%
Cubs/Brownies/Scouts	50	20%
Quiz nights	48	19%
Badminton	45	18%
Gardening club	41	17%
Education classes in relation to internet/computer facilities	40	16%
Latin dance classes	38	15%
Salsa nights	37	15%
Discos	35	14%
Internet and computer facilities	35	14%
Large screen TV (e.g. for major sporting events)	35	14%
Ballroom dancing classes	34	14%
Cookery classes	33	13%
History group	33	13%
University of the Third Age (Lifelong learning for older people)	32	13%
Reading group/book club	31	13%
Flower arranging	25	10%
Meeting rooms	25	10%
Music for toddlers	25	10%
Mother and toddler/baby groups	24	10%
Photography club	24	10%
Performing arts club	23	9%
Pool table	22	9%
Snooker table	20	8%
Line dancing classes	19	8%
Music group for adults (to join)	14	6%
Debating society	13	5%
Whist drives	13	5%
Other card games	13	5%
Chess club	11	4%
Dressmaking	8	3%

Table B: alphabetical order

	No. of households	% of 247 households
Art/drawing club	51	21%
Badminton	45	18%
Ballroom dancing classes	34	14%
Cafe/snack area	68	28%
Chess club	11	4%
Children's parties	52	21%
Cookery classes	33	13%
Cubs/Brownies/Scouts	50	20%
Debating society	13	5%
Discos	35	14%
Dressmaking	8	3%
Flower arranging	25	10%
Gardening club	41	17%
History group	33	13%
Internet and computer facilities	35	14%
Education classes in relation to internet/computer facilities	40	16%
Keep fit	83	34%
Large screen TV (e.g. for major sporting events)	35	14%
Latin dance classes	38	15%
Line dancing classes	19	8%
Meeting rooms	25	10%
Mother and toddler/baby groups	24	10%
Music for toddlers	25	10%
Music group for adults (to join)	14	6%
Performing arts club	23	9%
Photography club	24	10%
Plays/pantomime/drama (to watch)	70	28%
Pool table	22	9%
Quiz nights	48	19%
Reading group/book club	31	13%
Rural Cinema (showing films in the Hall)	104	42%
Sales (e.g. table top, jumble)	55	22%
Salsa nights	37	15%
Snooker table	20	8%
Social gatherings and functions	73	30%
University of the Third Age (Lifelong learning for older people)	32	13%
Whist drives	13	5%
Other card games	13	5%
Yoga	62	25%

Numbers rather than percentages have been used in Table C. For example, members of 62 households would attend a yoga group. The majority of these would attend in the evening. 7 of the 62 contain young people under 18 who would attend a yoga group and 8 contain someone over 60 who would attend, although most attendees would be between 18 and 60 year of age.

Table C: full results (alphabetical order; number not percentages)

	Total no. households	Time of day			Age group		
		Daytime morning	Daytime afternoon	Evening	Under 18	18-60	Over 60
Art/drawing club	51	14	24	24	16	21	12
Badminton	45	6	8	38	16	31	5
Ballroom dancing classes	34	5	7	28	4	17	14
Cafe/snack area	68	32	38	24	31	49	11
Chess club	11	3	4	8	8	1	3
Children's parties	52	16	43	18	45	10	1
Cookery classes	33	9	12	23	10	21	5
Cubs/Brownies/Scouts	50	4	10	45	43	5	0
Debating society	13	2	5	9	0	7	6
Discos	35	1	1	33	30	11	3
Dressmaking	8	2	2	6	3	3	2
Flower arranging	25	4	9	13	2	13	9
Gardening club	41	2	6	32	3	17	17
History group	33	9	11	19	4	12	16
Internet and computer facilities	35	7	16	24	12	20	9
Education classes in relation to internet/computer facilities	40	13	20	20	5	18	23
Keep fit	83	27	22	64	6	64	14
Large screen TV	35	6	11	31	9	26	6
Latin dance classes	38	9	8	32	5	28	7
Line dancing classes	19	3	7	16	3	13	5
Meeting rooms	25	11	12	17	3	18	6
Mother and toddler/baby groups	24	22	15	2	17	11	1
Music for toddlers	25	21	16	1	20	8	1
Music group for adults (to join)	14	1	4	11	1	8	6
Performing arts club	23	4	6	19	14	7	5
Photography club	24	5	8	19	3	16	6
Plays/pantomime/drama (to watch)	70	6	16	63	30	45	16
Pool table	22	2	6	22	12	14	1
Quiz nights	48	2	3	46	7	34	12
Reading group/book club	31	6	10	23	3	20	9
Rural Cinema	104	7	19	95	31	63	27
Sales (e.g. table top, jumble)	55	25	39	19	17	39	13
Salsa nights	37	4	4	32	5	27	5
Snooker table	20	2	7	18	10	14	4
Social gatherings and functions	73	12	29	64	17	46	27
University of the Third Age	32	10	15	15	1	5	22
Whist drives	13	3	7	9	1	6	6
Other card games	13	3	7	10	2	8	5
Yoga	62	17	15	53	7	51	8

Notes

1. The figures in the second column of the table refer to the total number of households who would use or attend the various activities. These figures are lower than the those which would be obtained by summing the figures in the other columns, because respondents were able to tick more than one option against each activity.
2. Any 'unusual' results have been checked and verified, e.g. a tick under 'Over 60' against children's parties, mother & toddler groups and music for toddlers, and a tick under 'Under 18' against University of the Third Age and Whist Drives.

G: Sports & recreation

G1: Approximately how often would you participate in the following activities if available locally?

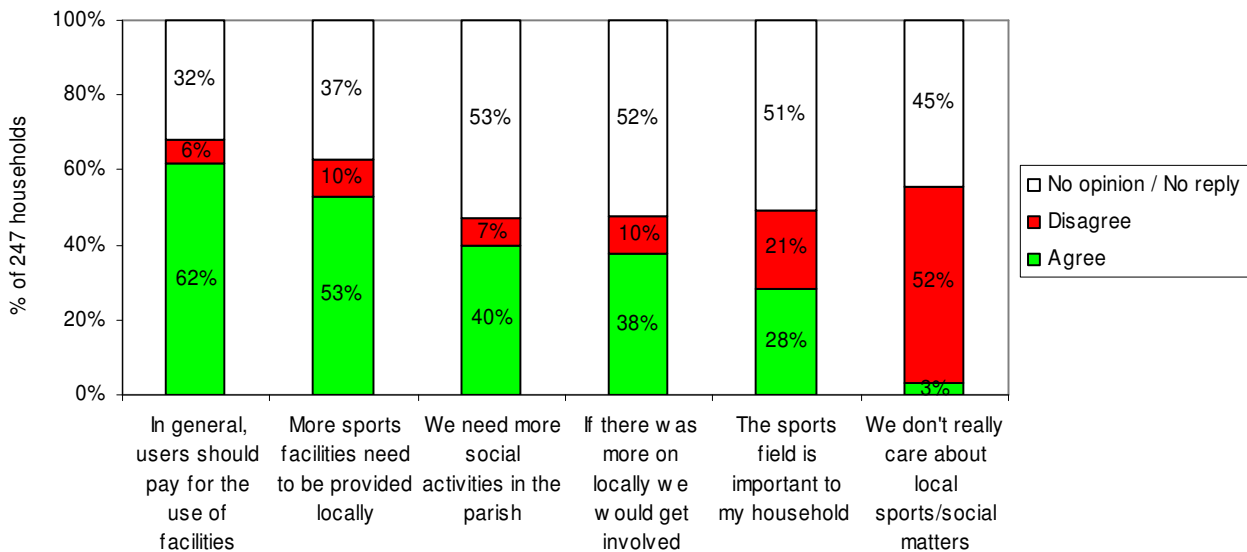
The results are summarised in the table below. For example, 87 households would attend theatre outings a few times a year, 27 would attend once a month and 4 would attend once a week, giving a total of 118 households (48% of 247).

The 3 most popular activities overall would be theatre outings, a walking/rambling club and tennis. The 3 most popular activities on a weekly basis would be tennis, football and running.

	% of 247 households	No. households	No. households		
	Total %	Total (i + ii + iii)	i) <i>Once a week</i>	ii) <i>Once a month</i>	iii) <i>A few times a year</i>
Theatre outings	48%	118	4	27	87
Walking/rambling club	35%	87	15	32	40
Tennis	28%	70	31	14	25
Cycling club	17%	42	10	11	21
Five-a-side football	17%	42	19	5	18
Cricket	17%	41	14	5	22
Croquet	13%	33	8	6	19
Running club	13%	33	18	8	7

G2: Do you agree or disagree with the following statements?

The results are summarised in the chart below. For example, 62% think users should pay for facilities, 6% disagree and 32% did not express an opinion.



G3: The Parish has a number of amenities which allow for leisure pursuits and tourism. From the list below, please choose the TOP THREE areas for the Parish Plan to focus on. (Please tick only one box in each column and only three in total.)

Summary

The results for question G3 show that the top 2 areas to focus on overall are:

1. Support the reopening of the Thames Canal, allowing for walking along the towpath and navigation by barge traffic.
2. Create more circular walking routes within the Parish.

Depending on how the data is analysed, the item in third place is either:

3. Lobby for more frequent bus services on existing routes through Kemble & Ewen
or
3. Create safe cycle tracks around the Parish

(Although both of the above scored far lower than the first two items.)

Further details

91% of respondents answered question G3, with most answering as per the instructions i.e. ticking one item from each column (1st choice – 3rd choice).

As in question E2, the data is shown in three ways, with the top 3 answers shaded in each case.

	% of 247 households		
	1st choice	Any choice	Any choice: weighted
Support the reopening of the Thames Canal, allowing for walking along the towpath and navigation by barge traffic.	45%	67%	56%
Create more circular walking routes within the Parish.	28%	63%	46%
Install additional signage to places of interest e.g. Church, Source of Thames, Pubs.	9%	33%	21%
Promote local walks by producing a route map for ramblers.	7%	43%	23%
Install interpretation boards along the Thames Path detailing local information of interest.	5%	26%	17%
Promote organised/guided walks around the Parish.	2%	16%	9%
Reinstate the annual Beating the Bounds walk around the Parish boundaries.	2%	18%	9%

(See E2 notes for weighting calculation etc.)

Comments

- We do not support the reopening of the canal for navigation but we would like to see the towpath reopened for walking.
- I would like to see the river Thames maintained better with a proper footpath from Clayfurlong Grove to the river (A429).
- Sign from A429 to shop.

G4: If there is any particular activity that you would like to see more of in the local community that has not been adequately covered, please comment.

Comments made by respondents in relation to activities for adults (or people of all ages) are listed in the box below. Comments made specifically in relation to activities for children and young people are shown at the end of Section J.

Comments:

- More activities for adults.
- Social activities.
- A social club with darts, snooker, skittles, music, games etc.
- I would like to see our local pub (The Tavern) more involved with local social activities. This involves a pro-active approach from all parties – a potential site for the village hall.
- Annual Parish Carnival.
- Café/snack area and jumble sales at weekends.
- Concert parties re 40s, 50s and 60s.
- World class minority interest concerts e.g. modern jazz, contemporary classical, "world" music or any other world-class live arts – theatre, dance etc.
- Other activities that we would like provided include juggling club and archery club.
- We would be interested in participating in Boules and also T'ai Chi, French/Spanish conversational sessions, Archery, Table tennis.
- Shooting club, wine clubs.
- Short mat bowls is popular in Somerford Keynes. Suggest this is investigated as a possibility for Kemble.
- We used to run a football team for Kemble and parishes, also cricket, more support needed.
- Improved sports facilities, fitness classes and sports run locally. I am happy to run the local running club – I am a personal trainer.

H: Campaigning

H1: What, to you, is the most important issue to campaign on locally?

57% of households mentioned at least one issue in response to question H1. The top 12[†] are summarised below. The most common was traffic speed. Other road issues also featured highly, including parking, road safety, HGVs and the condition of the roads.

Top 12 issues to campaign on locally:

	No. of households	% of 247 households
Traffic speed	43	17%
Parking	14	6%
More for children/young people	12	5%
Housing development	11	4%
Noise from airfield	9	4%
'Green' issues	8	3%
Village hall	7	3%
Road safety	7	3%
Affordable housing	6	2%
Crime & safety	5	2%
Heavy goods vehicles	5	2%
Road condition	5	2%

[†] Top 12 not top 10 because three items tie in 10th place.

H2: What, to you, is the most important issue to campaign on nationally or internationally?

47% mentioned at least one issue in response to question H2. The top 10 are summarised below. The most common were 'green' issues, including global warming, recycling and renewable energy.

Top 10 issues to campaign on nationally or internationally:

	No. of households	% of 247 households
'Green' issues	42	17%
War, peace etc.	11	4%
Crime & safety	8	3%
Immigration	7	3%
Politics	5	2%
British culture	4	2%
Education	4	2%
Health services	4	2%
Public transport	3	1%
Religious/cultural tolerance	3	1%

I: Comments

I1: If you have any comments please use the space below. You may continue on a separate sheet if you wish.

32% made additional comments. The top 10 subjects are summarised below. The most common were traffic speed and the village hall.

Top 10 subjects

	No. of households	% of 247 households
Traffic speed	15	6%
Village hall	15	6%
Airfield	10	4%
Social & leisure activities	9	4%
Parking	6	2%
Development	6	2%
Recycling	5	2%
Allotments	4	2%
Community spirit	4	2%
More for children/young people	4	2%

As mentioned previously, comments made in response to questions H1 and I1 have been placed under relevant questions or sections earlier in the report. Those which have not been included elsewhere are provided below:

Additional comments

Community/village life

- I think it is important to preserve the village as a community of people who appreciate shared values and responsibilities.
- The retention of village life.
- It would be great if more people in the village became involved and interested in things – many just can't be bothered and leave everything to the same group year after year.
- Try to be more friendly, not just when you want something for the fete etc.
- For all to be treated equal, this does not exist in Kemble. These are difficult things for newcomers to a village to understand, but if you wish to restore village life! Forget city and town background, start by talking to the older generation of genuine Kemble people, not many of us are left.

Village character/nature

- Keeping this village as attractive as possible.
- Preserving the nature of the village.
- To keep the village as it is!
- Well-being of village.

Parish Council

- A democratically elected parish council, not an appointed one.

Policing

- Improve police presence in village.
- A local police presence would be welcome.
- Safety – crime prevention.

Money

- Any improvements will cost someone more money, can we as a community afford the unaffordable?
- Experience suggests that demands within the parish are high. Support in meeting the demands is very low. How will this problem be overcome?
- To refrain from spending council tax payers money without their agreement on such expenditure items.

Questionnaire

- Parish Plan survey very worthwhile.
- Thank you very much to all the people who are going to the trouble to ask for our views and deal with the results.
- Why is it all about Kemble and Ewen? I feel Kemble Wick is ignored. The traffic has a free for all on the Wick road.
- H2 not relevant for a small village! Focus on local needs. *(And 3 other similar comments.)*

General

- We treasure living in Kemble. To live in a rural environment without feeling remote – that's the benefit of a village with shops, station, bus service and airfield!

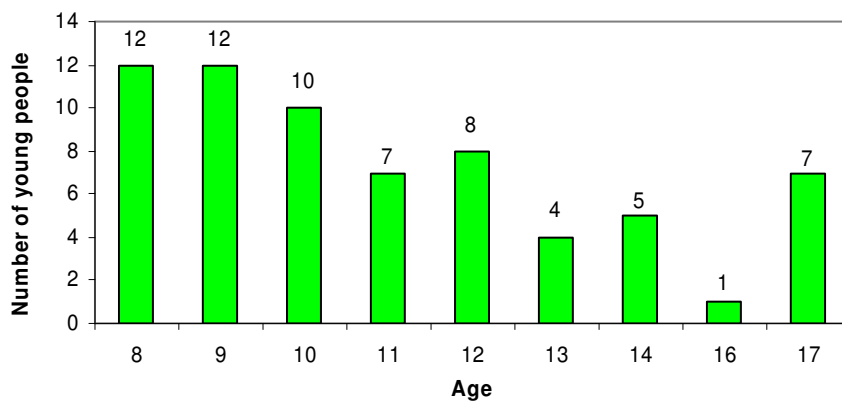
J: Young people's section

“If you have children aged 8-17, we would be grateful if they could complete this section. It can be completed by more than one young person.”

J1: Please TICK one of the boxes below to indicate your age.

(If more than one young person is filling in this section please tick all ages which apply.)

The results for J1 show that 66 young people aged 8-17 from 54 different households answered the question. The most common ages were 8, 9 and 10.



J2: Which of the following would you be interested in if they were available in the village? Please think about what your favourite things would be and TICK UP TO TEN ITEMS for each young person.

Members of 54[†] households (22% of 247) ticked one or more of the items in J2.

The results are shown overleaf in Table A (numerical order) and Table B (alphabetical order).

Notes on the tables

The percentages are based on the figure of 54. For example, young people from 74% of the 54 households would like access to a swimming pool in the parish.

The top 11 activities overall are highlighted in both tables. (Top 11 not top 10 because two activities tie for 10th place.)

[†]These are not exactly the same 54 households as in J1 because 2 households who answered J1 did not answer J2, and vice versa. The 2 households where J1 was not answered contained (according to question A3) "Adult(s) with child(ren) under 18".

Table A: numerical order

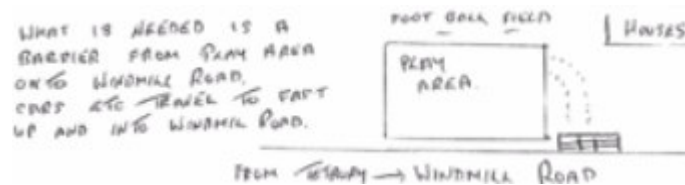
	No. of households	% of 54 households
Access to a swimming pool in the parish	40	74%
Youth club	28	52%
Trips to watersports (e.g. sailing, windsurfing, water-skiing, canoeing)	26	48%
Access to subsidised horse-riding in the parish	24	44%
Tennis court	24	44%
Community café	22	41%
Trips to see bands	22	41%
Trips to outdoor adventure centres	21	39%
Football club/coaching	20	37%
Computer games club	19	35%
Trips to the theatre/shows/musicals/pantomime	19	35%
Athletics	18	33%
Joining a music group or band	18	33%
Rollerblading	18	33%
Wildlife/nature club	17	31%
Camping	15	28%
Dance club	15	28%
Teen films	15	28%
Cycling club	14	26%
Tennis coaching	14	26%
Drumming workshops	12	22%
Cricket club/coaching	11	20%
Internet facilities in a public place	11	20%
Walking/Hiking/Climbing	11	20%
Circus/juggling skills	10	19%
French language club	10	19%
Allotments or area to have your own garden or a shared piece of garden	9	17%
Church youth club	9	17%
Games club (e.g. card games, board games)	8	15%
Helping people in need	8	15%
Village clean ups (litter/graffiti)	8	15%
Conservation projects in the local neighbourhood	7	13%
A nominated adult in the parish to talk to in confidence about any issue	2	4%
Debating/discussion forums	1	2%

Table B: alphabetical order

	No. of households	% of 54 households
A nominated adult in the parish to talk to in confidence about any issue	2	4%
Access to a swimming pool in the parish	40	74%
Access to subsidised horse-riding in the parish	24	44%
Allotments or area to have your own garden or a shared piece of garden	9	17%
Athletics	18	33%
Camping	15	28%
Church youth club	9	17%
Circus/juggling skills	10	19%
Community café	22	41%
Computer games club	19	35%
Conservation projects in the local neighbourhood	7	13%
Cricket club/coaching	11	20%
Cycling club	14	26%
Dance club	15	28%
Debating/discussion forums	1	2%
Drumming workshops	12	22%
Football club/coaching	20	37%
French language club	10	19%
Games club (e.g. card games, board games)	8	15%
Helping people in need	8	15%
Internet facilities in a public place	11	20%
Joining a music group or band	18	33%
Rollerblading	18	33%
Teen films	15	28%
Tennis coaching	14	26%
Tennis court	24	44%
Trips to outdoor adventure centres	21	39%
Trips to see bands	22	41%
Trips to the theatre/shows/musicals/pantomime	19	35%
Trips to watersports (e.g. sailing, windsurfing, water-skiing, canoeing)	26	48%
Village clean ups (litter/graffiti)	8	15%
Walking/Hiking/Climbing	11	20%
Wildlife/nature club	17	31%
Youth club	28	52%

Comments

- More activities for young children.
- More facilities for children.
- More facilities for the young people of the village.
- Facilities for youngsters to challenge them and keep them from walking the streets.
- Supporting young people with positive things to do with their time.
- Campaign for money to provide facilities for disaffected youth.
- Things for young people to do i.e. youth club etc.
- We desperately need a youth club or similar for the up and coming youngsters. There is nothing for teenagers in the village.
- I would like to see more done for the teenagers of the village i.e. football and cricket team, youth club.
- Facilities for the young (meeting place, sports equipment).
- Social club for children to meet.
- Social club for all aged children but not in a pub, maybe in the church hall.
- To provide sports facilities for young people in Kemble.
- More activities for teenagers – a swimming pool perhaps?
- Gymnastics club for children.
- Annual Parish Carnival, Circus Skills for young people.
- What is needed is a barrier from play area on to Windmill Road. Cars etc. travel too fast up and into Windmill Road.



Volunteering and skills survey

“We would like to identify people in the Parish who could help run activities or provide key skills to assist community projects. Depending on the project or activity and your level of experience the work may be paid, or you may simply have time to spare and be willing to help (no prior experience required!).”

62 households (25% of 247) ticked at least one project or activity with which they would be prepared to help. The results are provided in both numerical and alphabetical order and show the number of households who ticked each item.

1. If you have experience in any of the following areas and would be prepared to give your time (paid if appropriate) or are willing to help in any way you can, please tick the appropriate box(es).

Table A: numerical order

	No.
Conservation projects	17
Helping keep the village tidy & free of litter	15
Organising events	11
Running a bar	10
Organising trips	10
Fundraising	10
Catering	8
Care for sick or elderly	8
Writing/publishing	7
Youth work	6
Running a disco	6
Computer/internet training	6
Gardening	5
Fabrics/sewing	5
Minibus or van driver	4
Horse riding lessons	4
Painting & decorating	3
Heavy work/site clearing	3
First Aid	3
Cricket coaching	3
Bookeeping/treasurer	3
Baby & toddler group	3
Tennis coaching	2
Pre schoolers	2
Football coaching	2
Electrics	2
Plumbing	1
Carpentry	1
Building work	1
Bike repair	1
Athletics coaching	1
Car repair	0

Table B: alphabetical order

	No.
Athletics coaching	1
Baby & toddler group	3
Bike repair	1
Bookeeping/treasurer	3
Building work	1
Car repair	0
Care for sick or elderly	8
Carpentry	1
Catering	8
Computer/internet training	6
Conservation projects	17
Cricket coaching	3
Electrics	2
Fabrics/sewing	5
First Aid	3
Football coaching	2
Fundraising	10
Gardening	5
Heavy work/site clearing	3
Helping keep the village tidy & free of litter	15
Horse riding lessons	4
Minibus or van driver	4
Organising events	11
Organising trips	10
Painting & decorating	3
Plumbing	1
Pre schoolers	2
Running a bar	10
Running a disco	6
Tennis coaching	2
Writing/publishing	7
Youth work	6

2. If you would consider being involved in running or helping out with any of the following clubs & societies please tick the appropriate box(es).

Table A: numerical order

	No.
Walking/rambling club	13
Conservation group [†]	12
Youth club	10
Wildlife/nature club	10
Running club	8
Cycling club	7
Badminton club	7
Reading group/book club	6
Horse riding for young people	6
Film club	6
Dance club	6
Cubs/Brownies/Scouts	6
Art/drawing club	6
Performing arts club	4
Other card games	4
Music group or band	4
History group	4
Whist drives	3
Croquet club	3
Chess club	3
Photography club	2
Flower arranging club	2

Table B: alphabetical order

	No.
Art/drawing club	6
Badminton club	7
Chess club	3
Conservation group	12
Croquet club	3
Cubs/Brownies/Scouts	6
Cycling club	7
Dance club	6
Film club	6
Flower arranging club	2
History group	4
Horse riding for young people	6
Music group or band	4
Other card games	4
Performing arts club	4
Photography club	2
Reading group/book club	6
Running club	8
Walking/rambling club	13
Whist drives	3
Wildlife/nature club	10
Youth club	10

[†] N.B. 17 households ticked "Conservation Projects" in question 1 and 12 ticked "Conservation group" in question 2. 9 households ticked both items.

Comments

- I have talked to several schools including Kemble about the Normandy Campaign 1944 and also adult groups. Willing to repeat any time and possibly other aspects of 1939-1945.
- I am a personal trainer and can also offer my services in that role as well.
- Willing to help for example painting of village hall. Wildlife/nature club in future e.g. 1-3 years time when our children are a little older.

A spreadsheet listing respondents' contact details against the items they ticked in the volunteering & skills survey is also available.